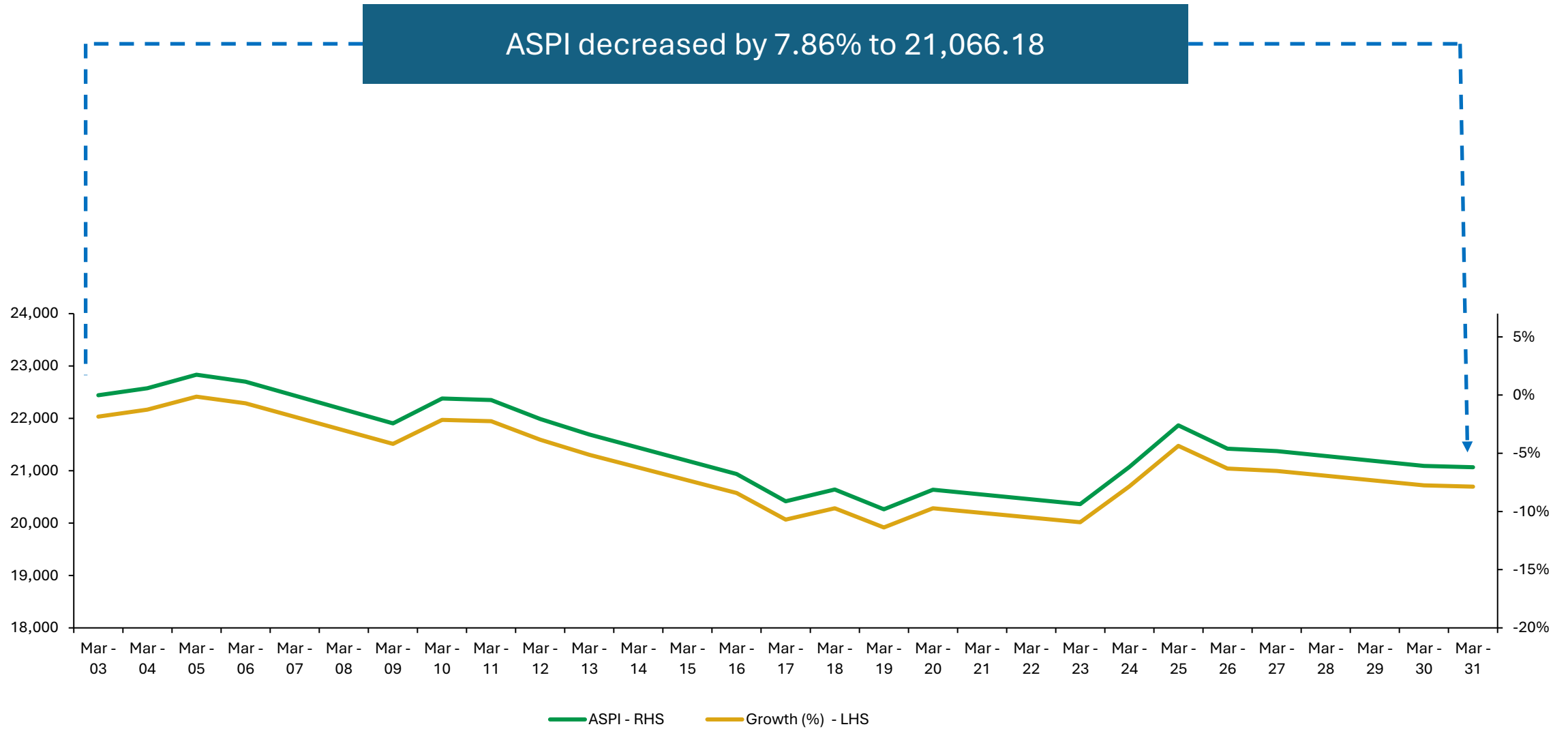


# MONTHLY EQUITY REPORT

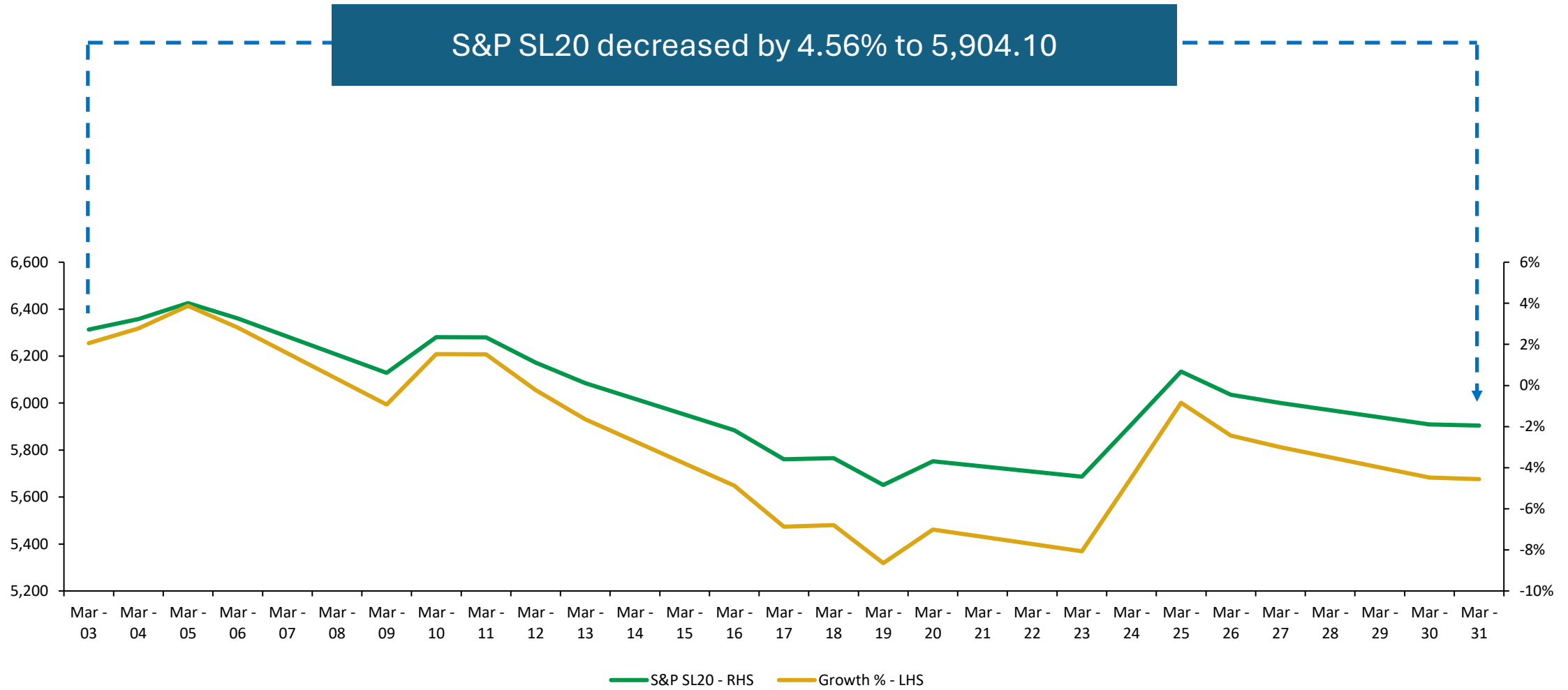
March 2026

Senfin Research

# Monthly ASPI Movement & YTD Return



# Monthly S&P SL20 Movement & YTD Return

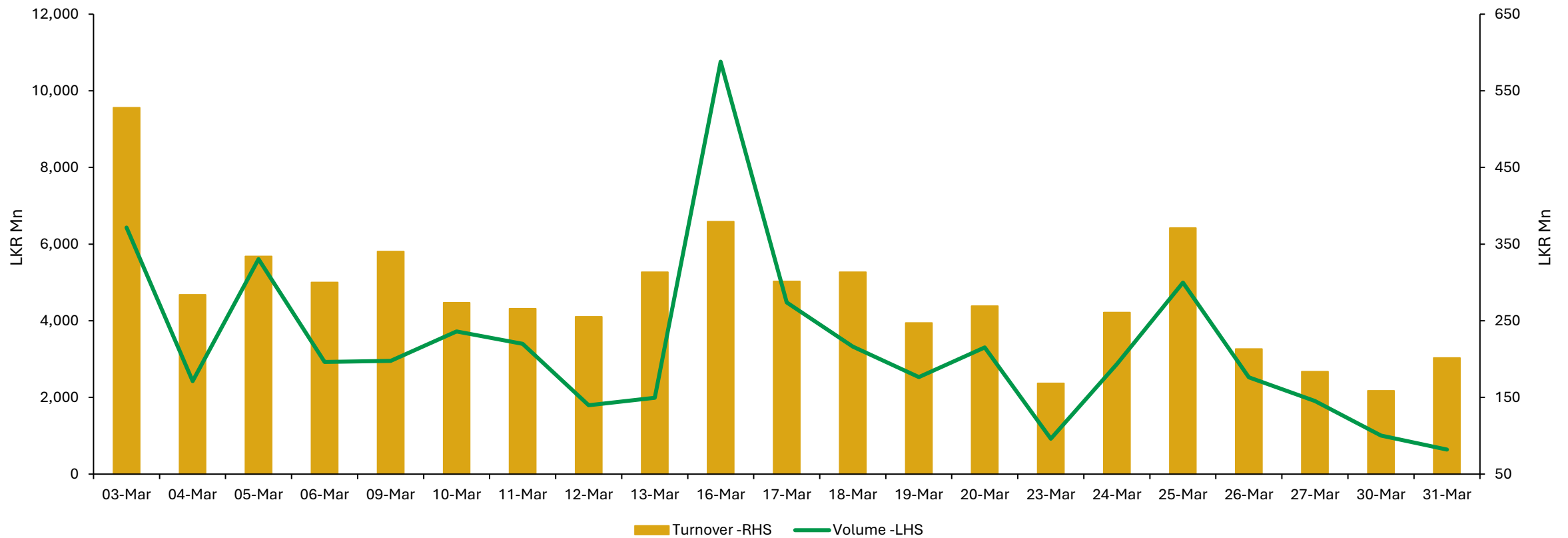


# Relative Strength Index (RSI)

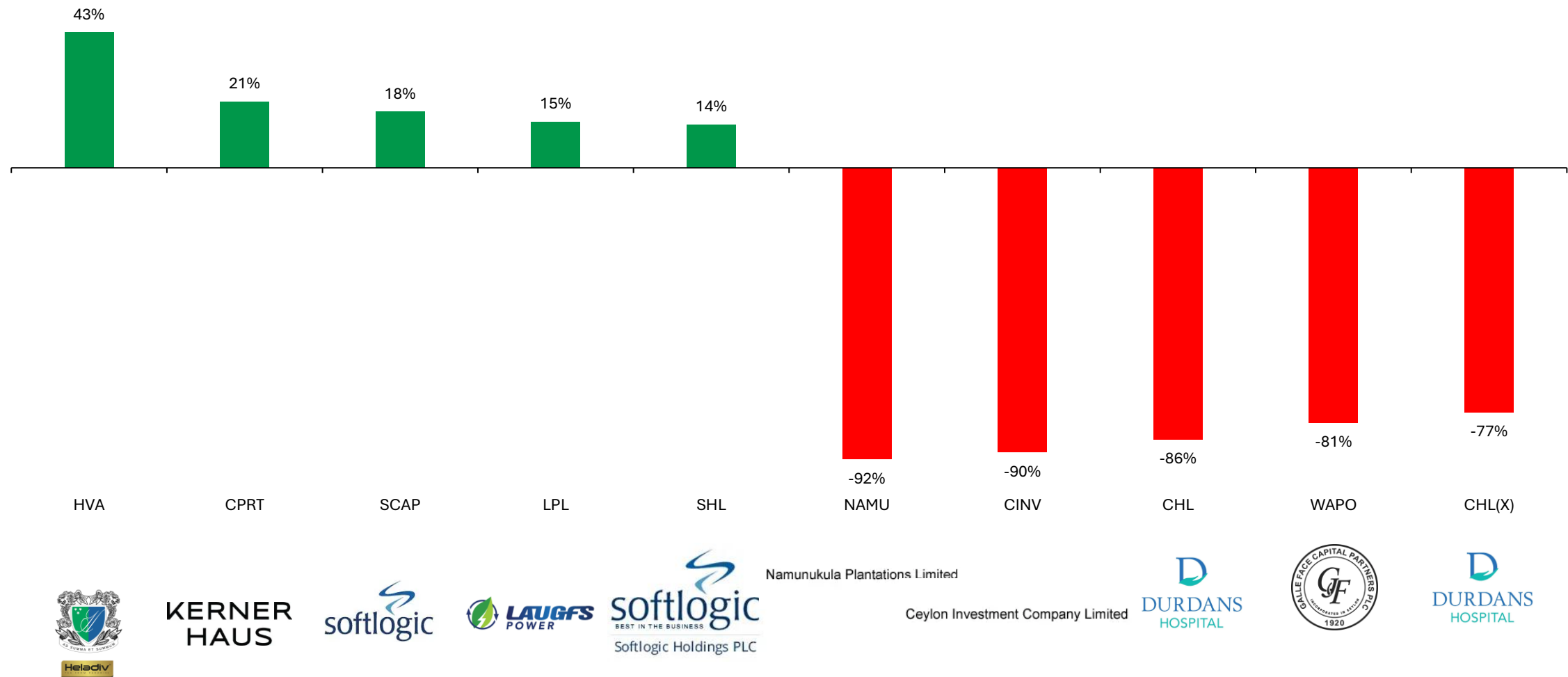


# Monthly Turnover Movement & Volume Movement

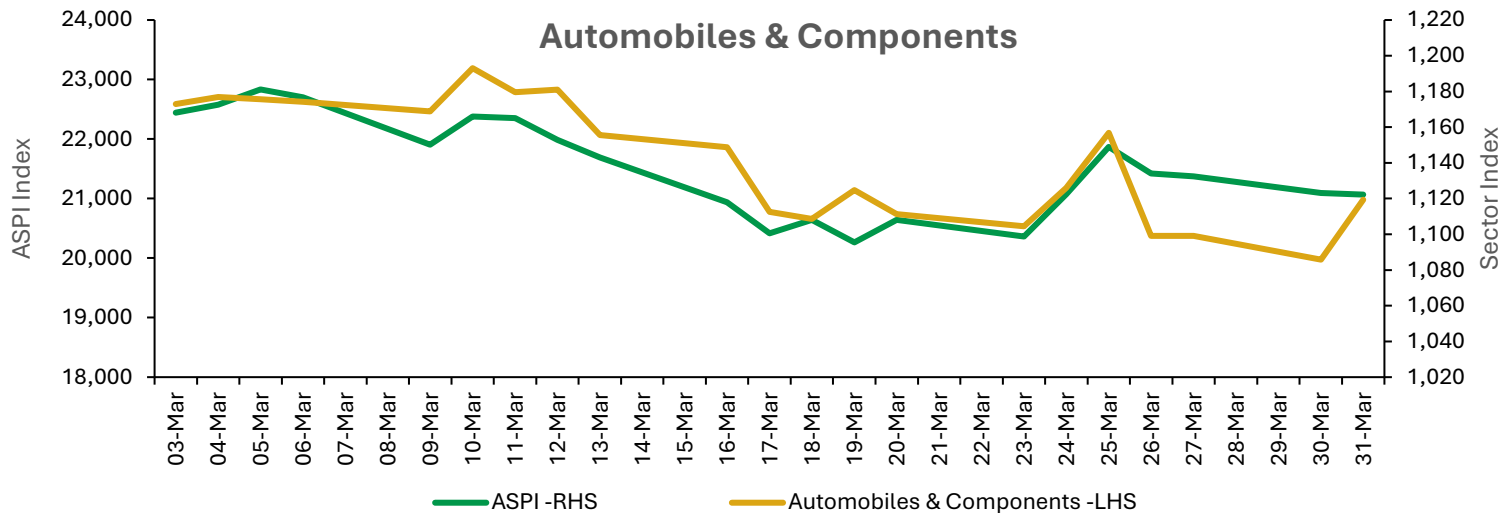
Total Monthly Turnover was LKR Mn 98,282.38



# Monthly Top Gainers & Top Losers

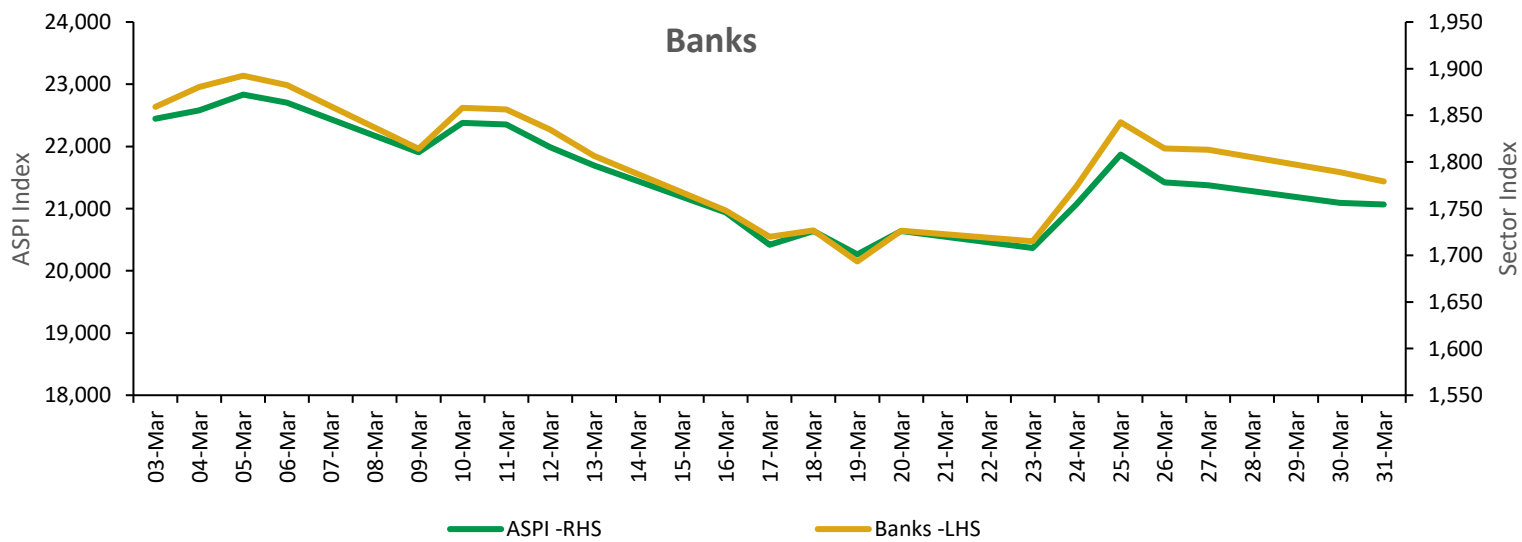


# ASPI Vs Sector Index and Sector Gainers



Top Gainers	Price (LKR)	Chg (LKR)	MoM Chg (%)
-	-	-	-

Sector PER 12.85\*



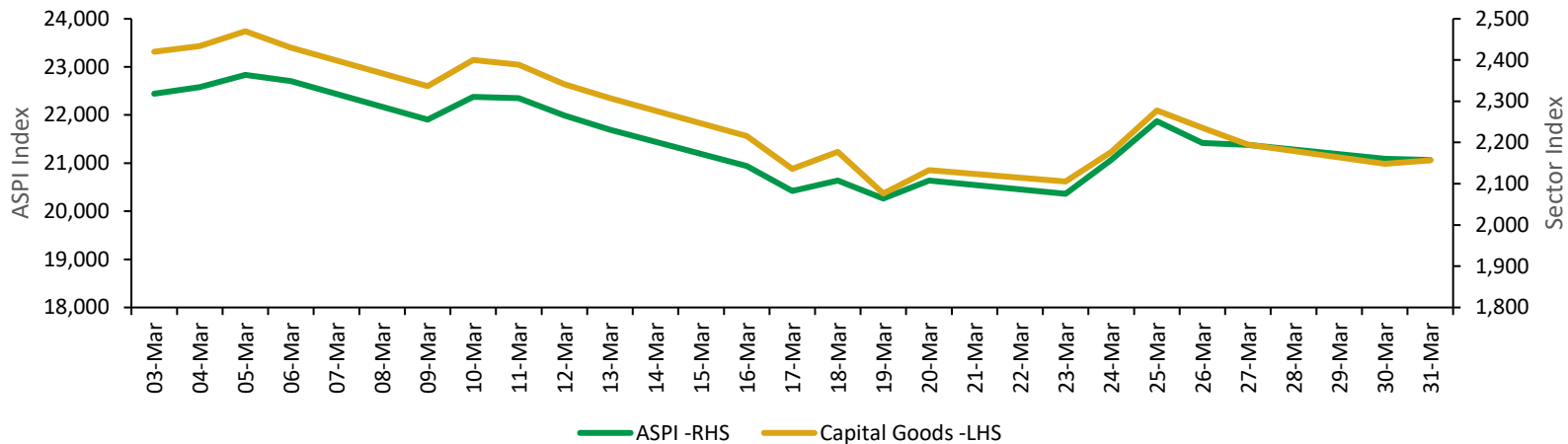
Top Gainers	Price (LKR)	Chg (LKR)	MoM Chg (%)
-	-	-	-

Sector PER 5.33\*

\*valuation date: March 31, 2026

# ASPI Vs Sector Index and Sector Gainers

## Capital Goods

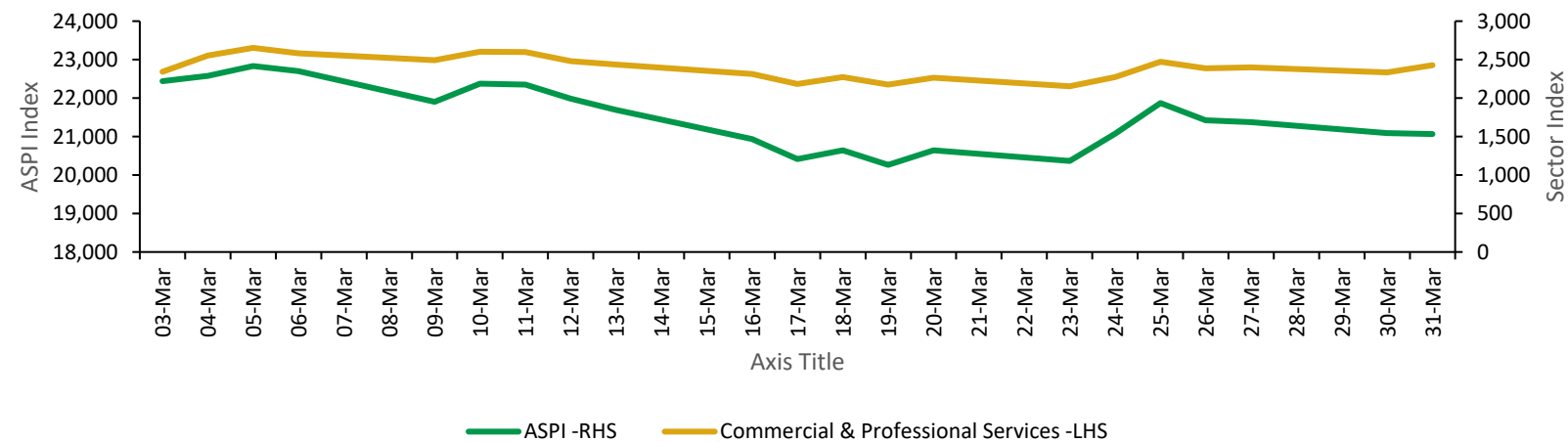


Top Gainers	Price (LKR)	Chg (LKR)	MoM Chg (%)
-------------	-------------	-----------	-------------

SHL	10.00	1.2	17.3%
-----	-------	-----	-------

Sector PER 18.05\*

## Commercial & Professional Services



Top Gainers	Price (LKR)	Chg (LKR)	MoM Chg (%)
-------------	-------------	-----------	-------------

CPRT	3,414.25	590.25	20.9%
------	----------	--------	-------

PARA	503.50	1.5	0.30%
------	--------	-----	-------

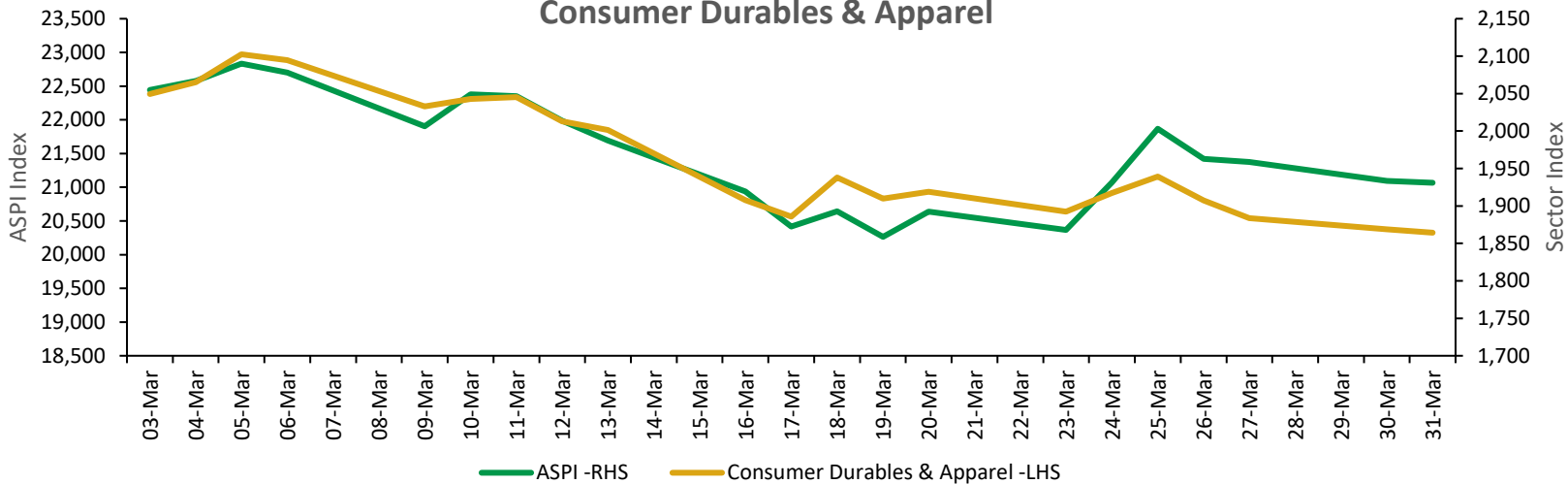
Sector PER N/A\*\*

\*\*Not Applicable

\*valuation date: March 31, 2026

# ASPI Vs Sector Index and Sector Gainers

### Consumer Durables & Apparel

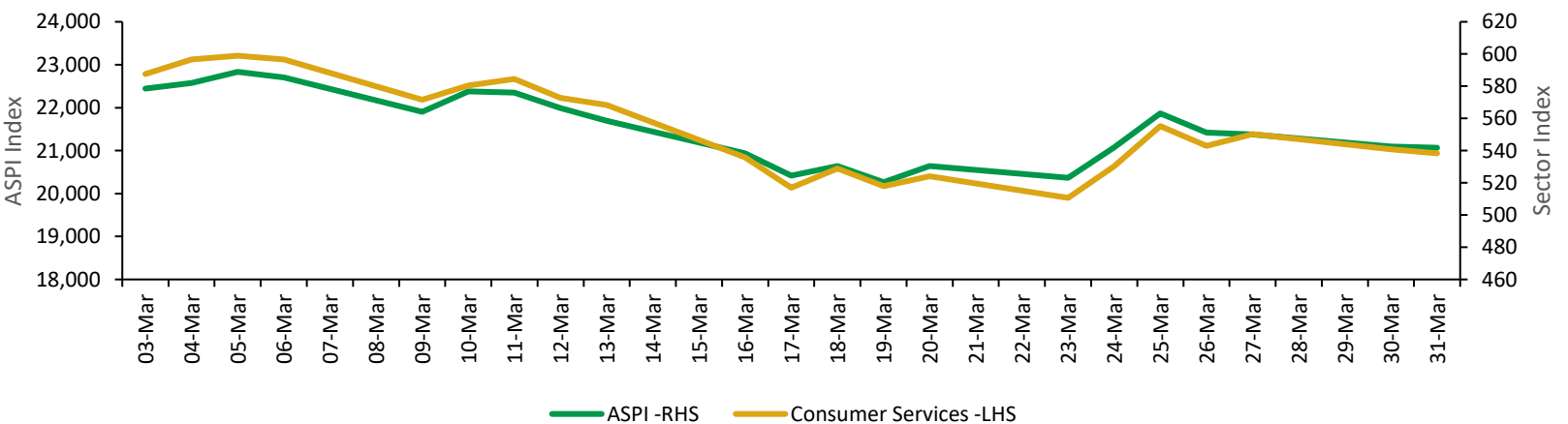


**Top Gainers Price (LKR) Chg (LKR) MoM Chg (%)**

Top Gainers	Price (LKR)	Chg (LKR)	MoM Chg (%)
-	-	-	-

Sector PER N/A\*\*

### Consumer Services



**Top Gainers Price (LKR) Chg (LKR) MoM Chg (%)**

Top Gainers	Price (LKR)	Chg (LKR)	MoM Chg (%)
-	-	-	-

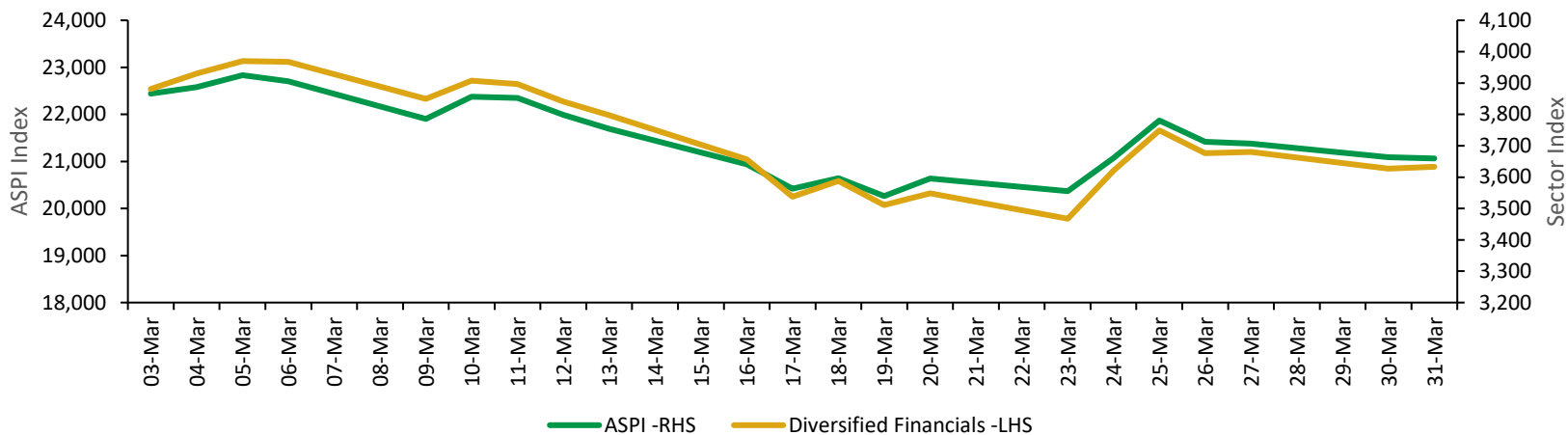
Sector PER 47.98\*

\*\*Not Applicable

\*valuation date: March 31, 2026

# ASPI Vs Sector Index and Sector Gainers

### Diversified Financials

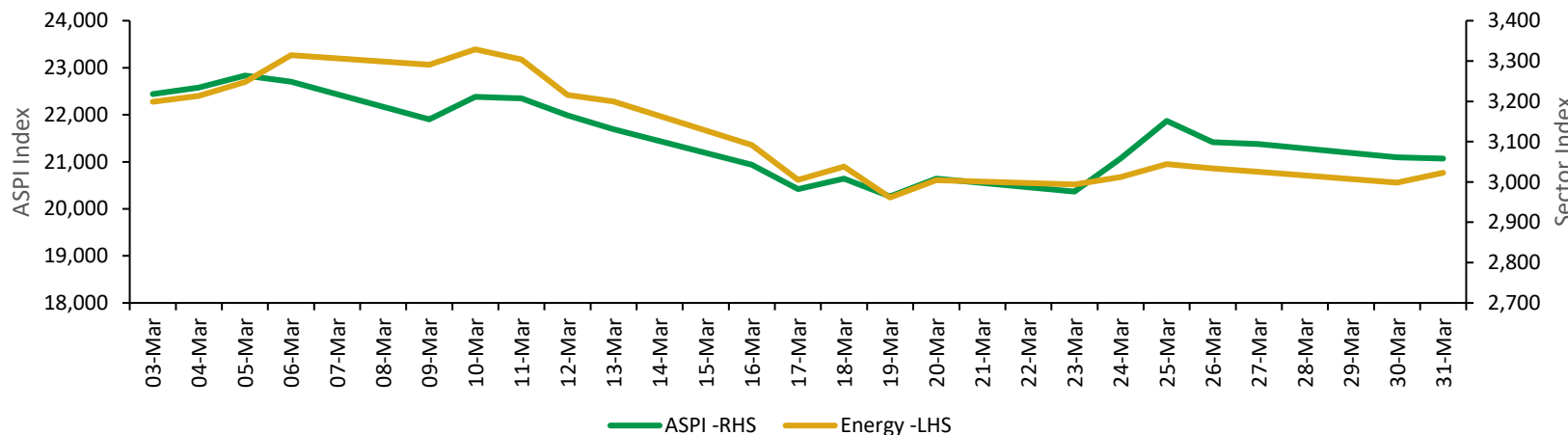


### Top Gainers Price (LKR) Chg (LKR) MoM Chg (%)

Price (LKR)	Chg (LKR)	MoM Chg (%)
-	-	-
-	-	-
-	-	-
-	-	-

Sector PER 7.71\*

### Energy



### Top Gainers Price (LKR) Chg (LKR) MoM Chg (%)

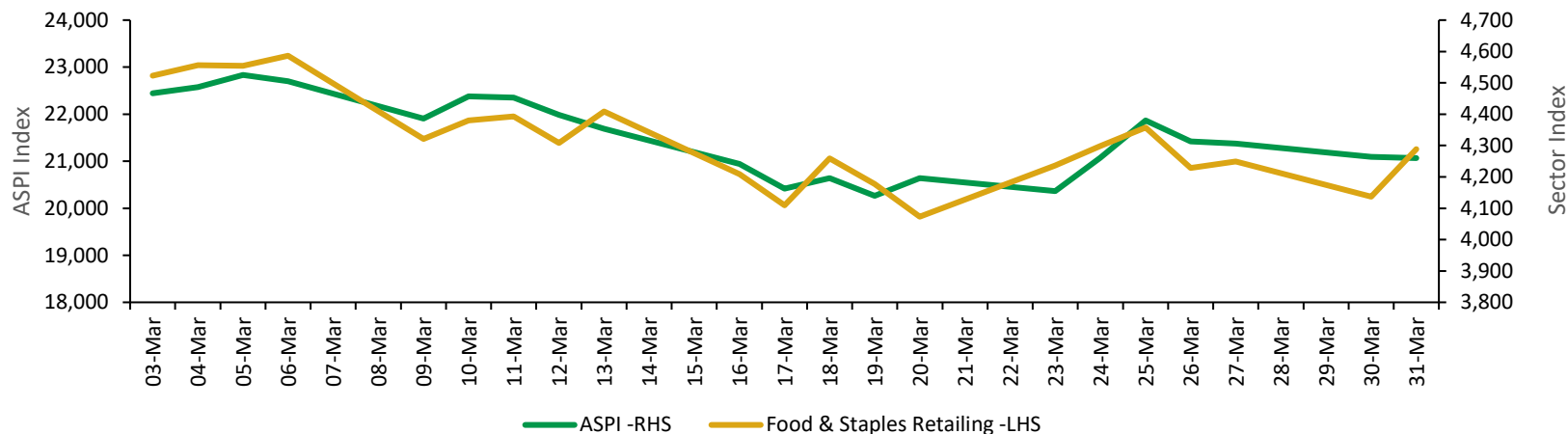
Price (LKR)	Chg (LKR)	MoM Chg (%)
-	-	-
-	-	-
-	-	-
-	-	-

Sector PER 11.59\*

\*valuation date: March 31, 2026

# ASPI Vs Sector Index and Sector Gainers

### Food & Staples Retailing

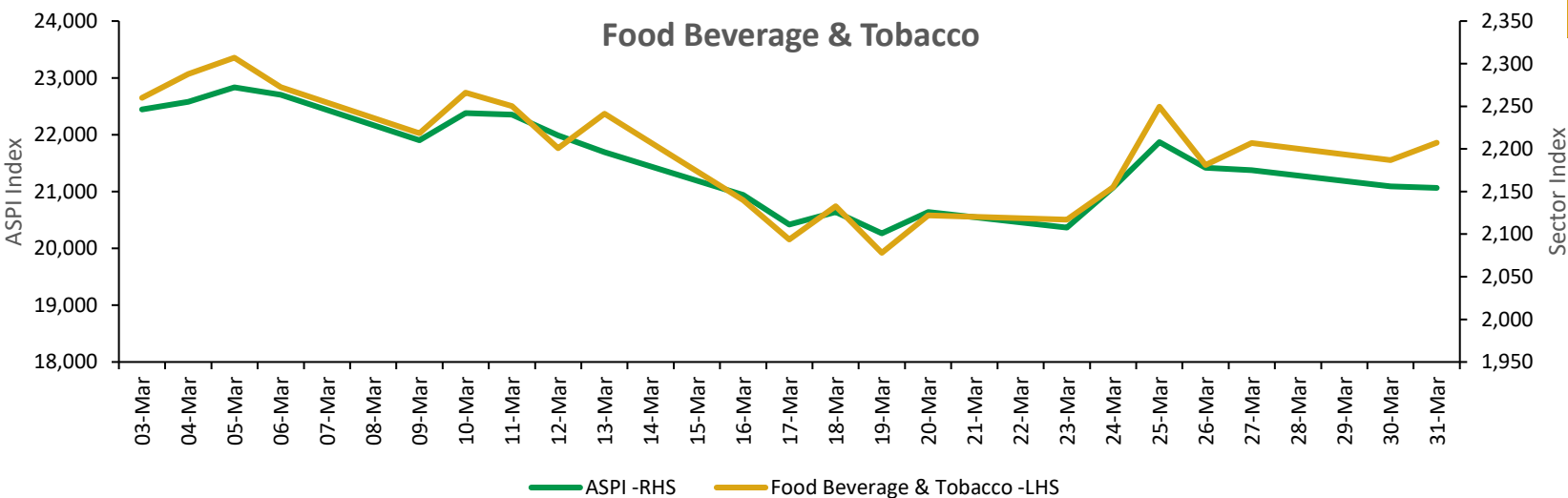


### Top Gainers Price (LKR) Chg (LKR) MoM Chg (%)

Top Gainers	Price (LKR)	Chg (LKR)	MoM Chg (%)
-	-	-	-

Sector PER 17.31\*

### Food Beverage & Tobacco



### Top Gainers Price (LKR) Chg (LKR) MoM Chg (%)

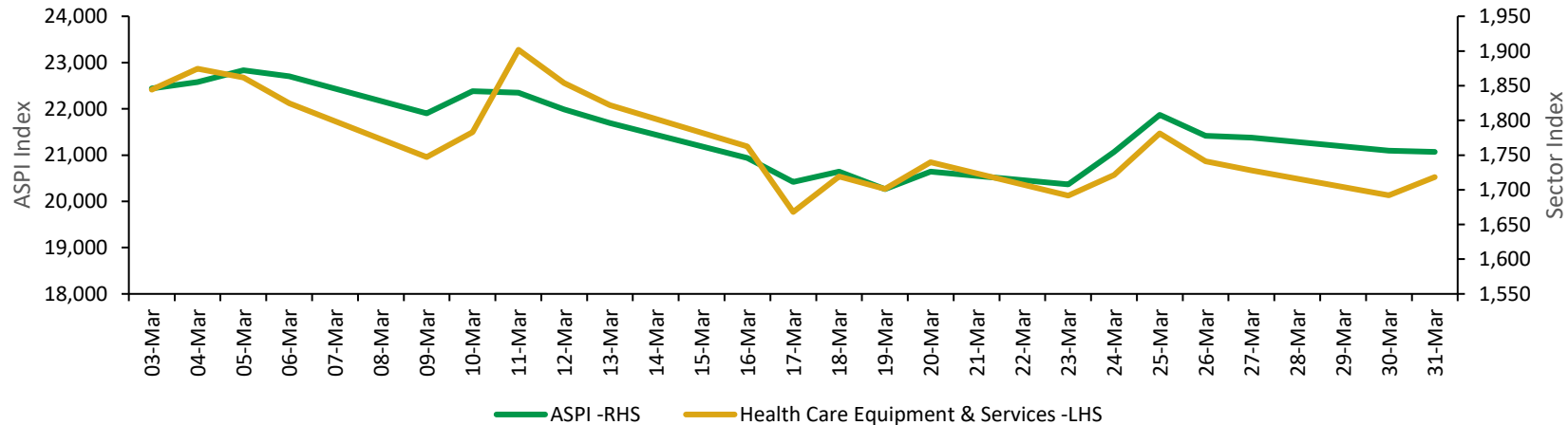
HVA	7.00	2.1	42.86%
CARS	660.75	34.5	5.47%
BREW	2,669.00	40.0	1.52%

Sector PER 11.42\*

\*valuation date: March 31, 2026

# ASPI Vs Sector Index and Sector Gainers

### Health Care Equipment & Services

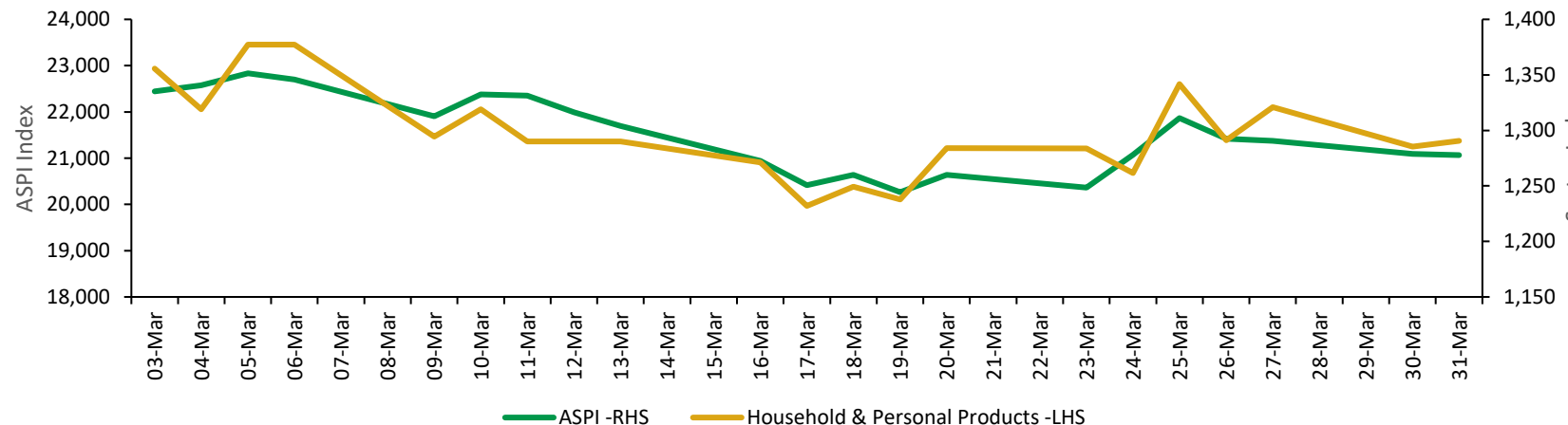


### Top Gainers Price (LKR) Chg (LKR) MoM Chg (%)

AMSL	15.40	0.3	1.99%
------	-------	-----	-------

Sector PER 11.22\*

### Household & Personal Products



### Top Gainers Price (LKR) Chg (LKR) MoM Chg (%)

-	-	-	-
---	---	---	---

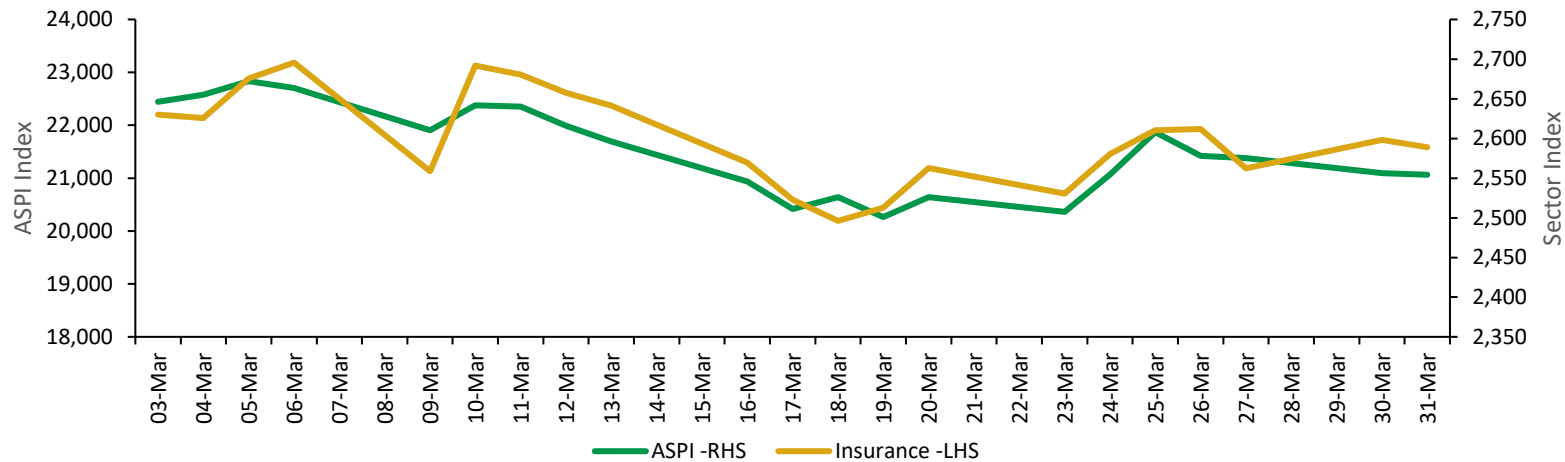
Sector PER N/A\*

\*\*Not Applicable

\*valuation date: March 31, 2026

# ASPI Vs Sector Index and Sector Gainers

## Insurance

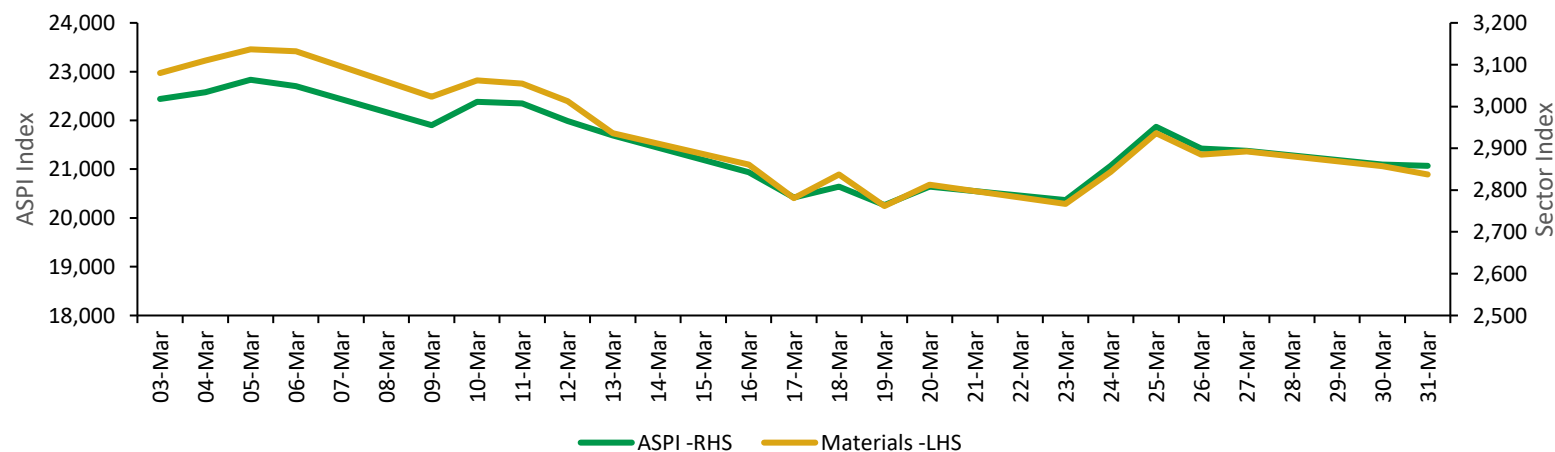


Top Gainers	Price (LKR)	Chg (LKR)	MoM Chg (%)
-------------	-------------	-----------	-------------

SCAP	13.90	2.1	17.80%
CINS	3,296.50	96.25	3.01%

Sector PER 7.96\*

## Materials



Top Gainers	Price (LKR)	Chg (LKR)	MoM Chg (%)
-------------	-------------	-----------	-------------

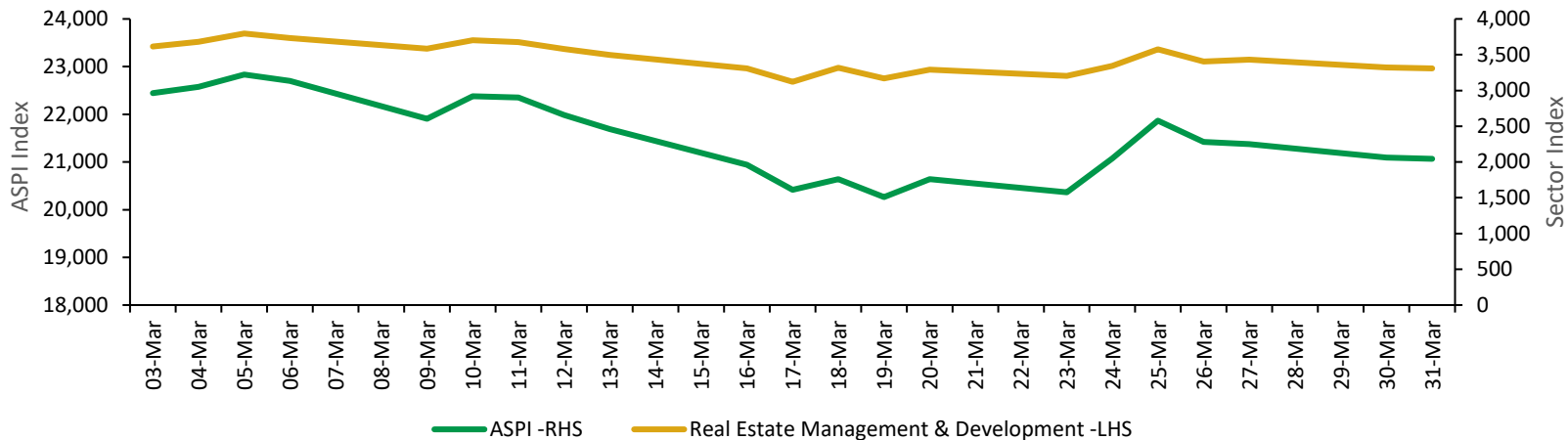
-	-	-	-
---	---	---	---

Sector PER 11.51\*

\*valuation date: March 31, 2026

# ASPI Vs Sector Index and Sector Gainers

### Real Estate Management & Development

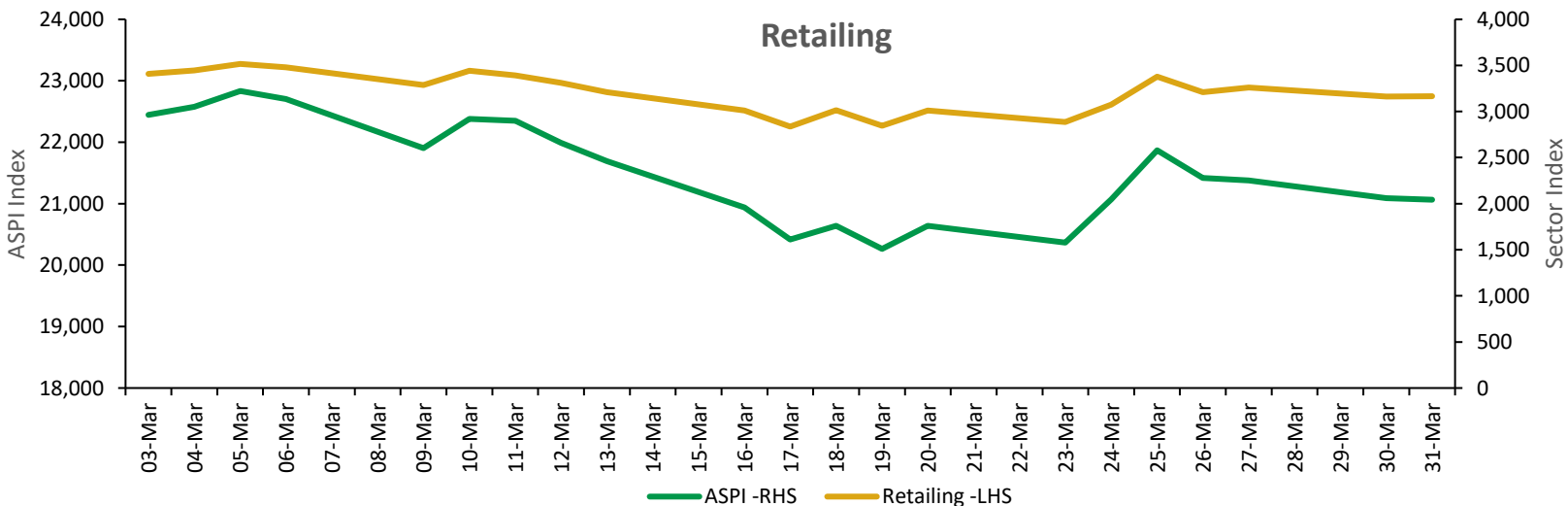


### Top Gainers Price (LKR) Chg (LKR) MoM Chg (%)

Top Gainers	Price (LKR)	Chg (LKR)	MoM Chg (%)
	-	-	-
	-	-	-
	-	-	-
	-	-	-

Sector PER 11.58\*

### Retailing



### Top Gainers Price (LKR) Chg (LKR) MoM Chg (%)

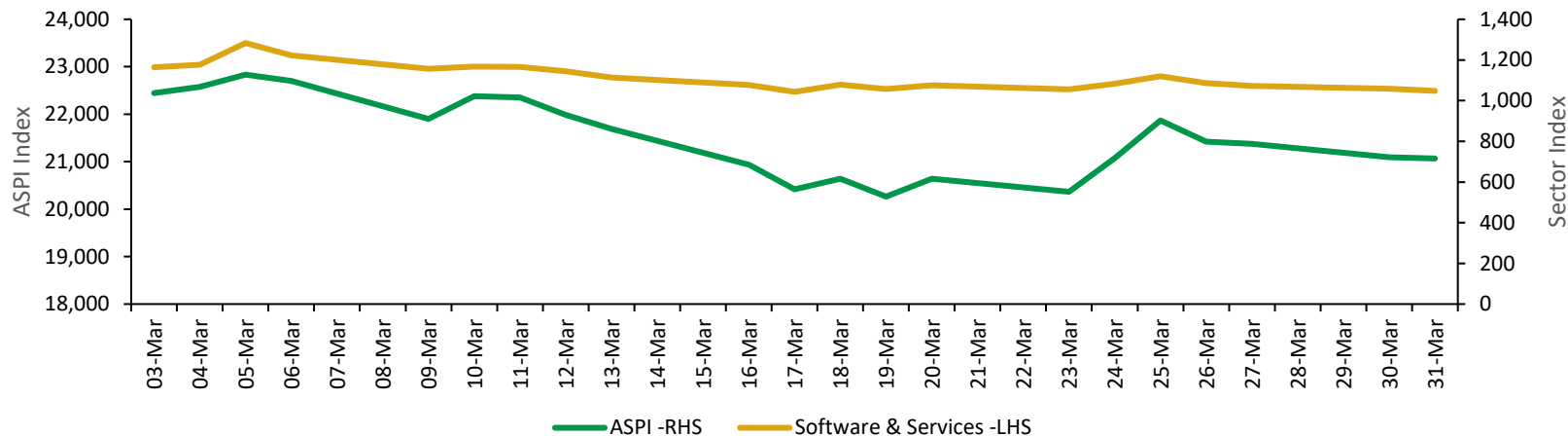
Top Gainers	Price (LKR)	Chg (LKR)	MoM Chg (%)
	-	-	-
	-	-	-
	-	-	-
	-	-	-

Sector PER 17.26\*

\*valuation date: March 31, 2026

# ASPI Vs Sector Index and Sector Gainers

## Software & Services

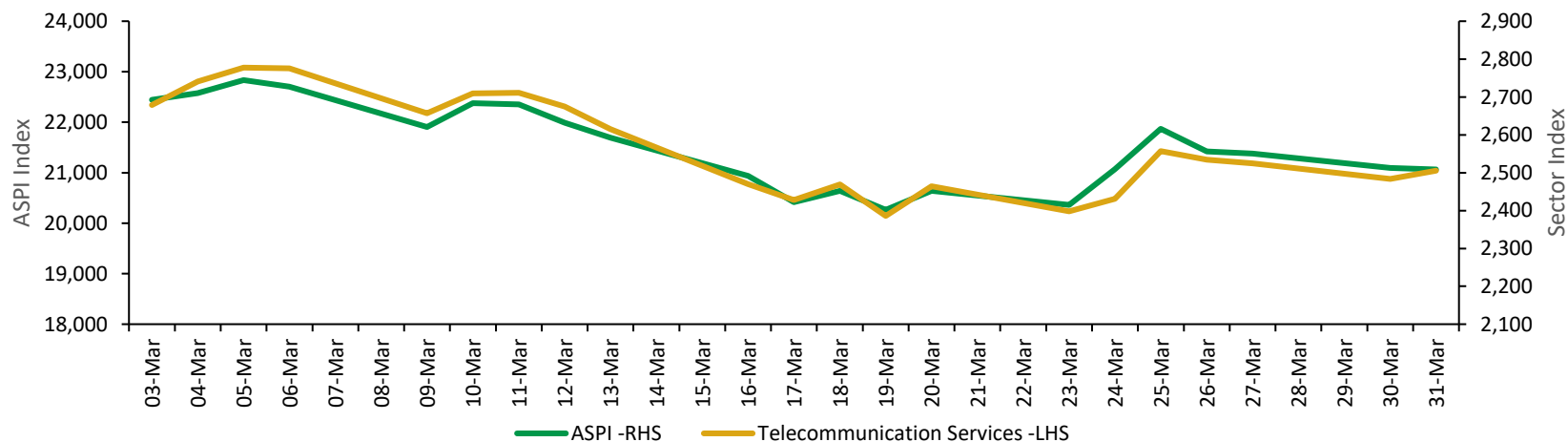


### Top Gainers Price (LKR) Chg (LKR) MoM Chg (%)

-	-	-	-
---	---	---	---

Sector PER N/A\*

## Telecommunication Services



### Top Gainers Price (LKR) Chg (LKR) MoM Chg (%)

-	-	-	-
---	---	---	---

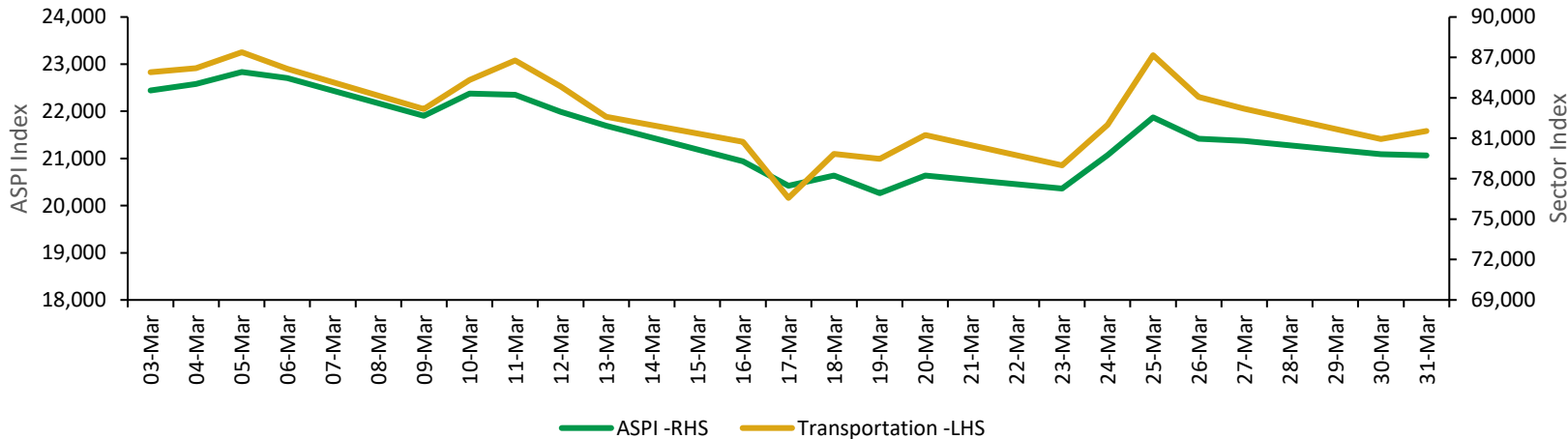
Sector PER 13.75\*

\*\*Not Applicable

\*valuation date: March 31, 2026

# ASPI Vs Sector Index and Sector Gainers

## Transportation

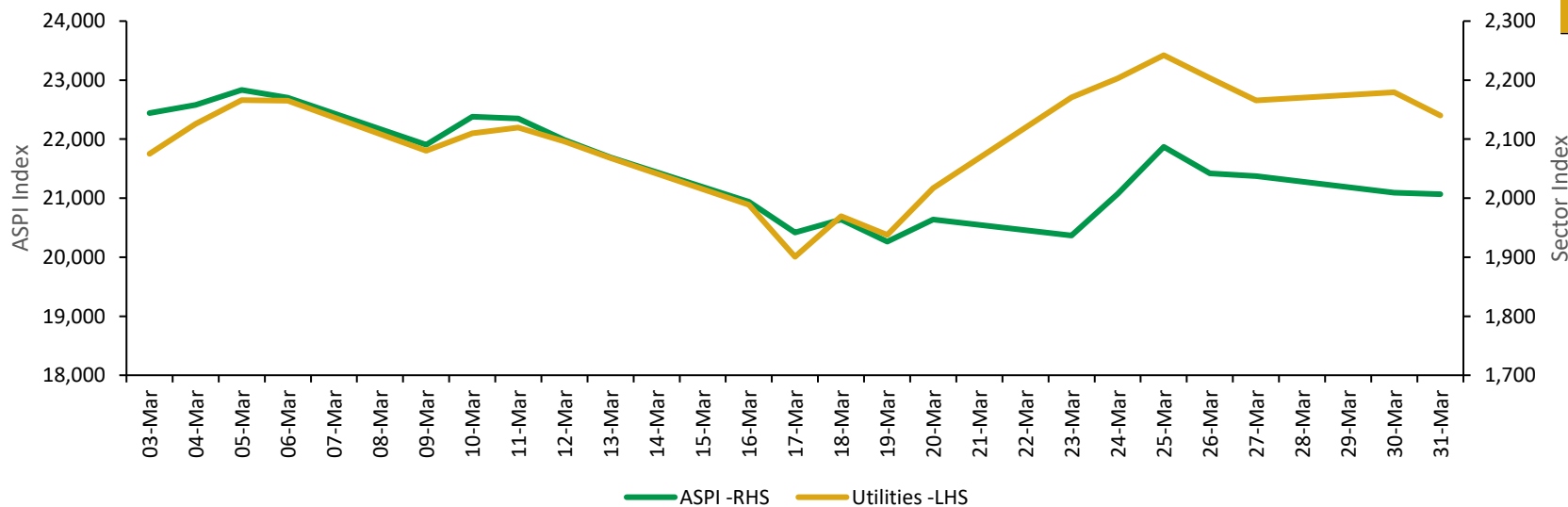


### Top Gainers Price (LKR) Chg (LKR) MoM Chg (%)

Price (LKR)	Chg (LKR)	MoM Chg (%)
-	-	-
-	-	-
-	-	-
-	-	-

Sector PER N/A\*

## Utilities



### Top Gainers Price (LKR) Chg (LKR) MoM Chg (%)

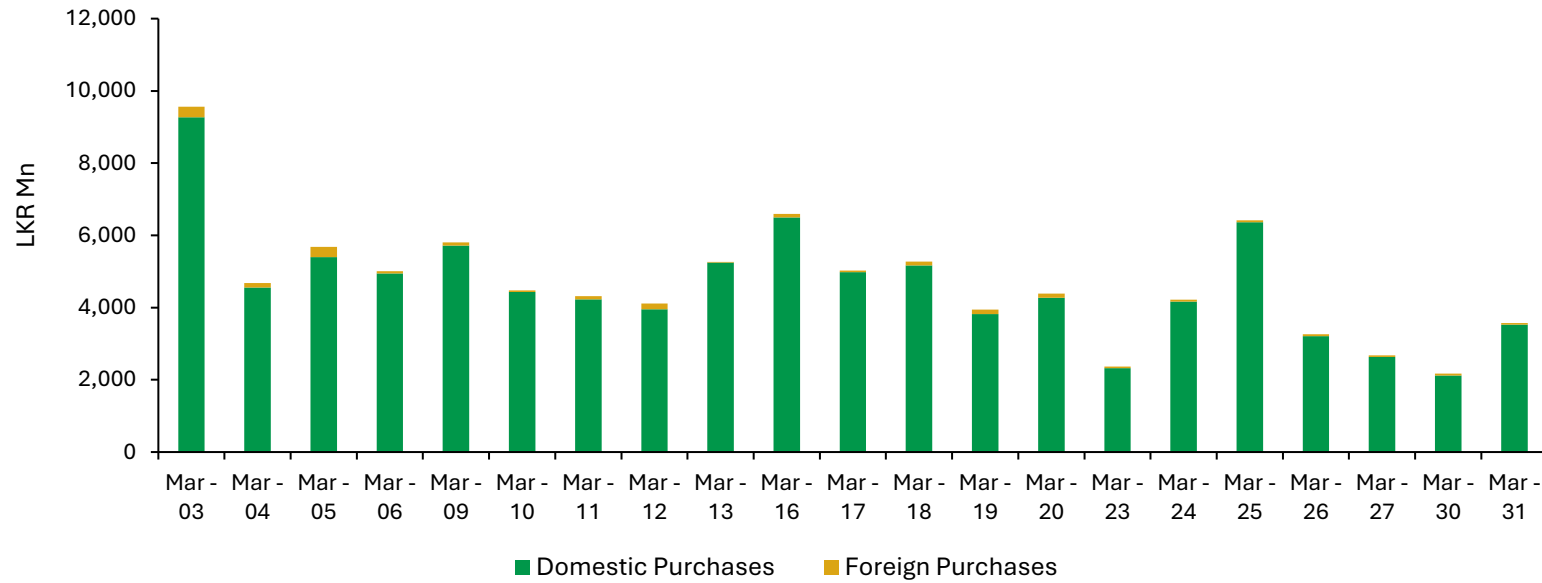
Price (LKR)	Chg (LKR)	MoM Chg (%)
LPL	11.00	1.4
		14.58%

Sector PER 22.04\*

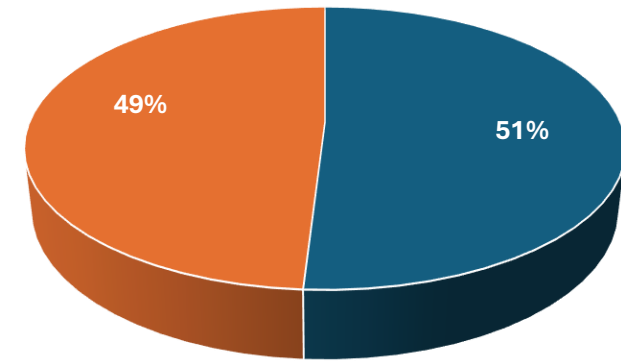
\*\*Not Applicable

\*valuation date: March 31, 2026

# Monthly Turnover Summary

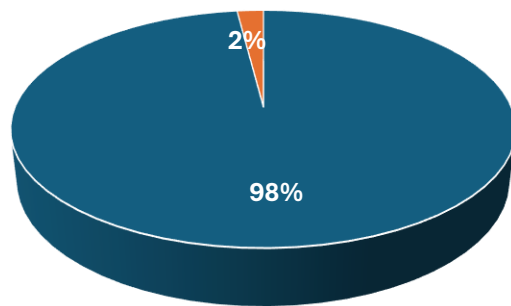


Domestic Activities Break-Down



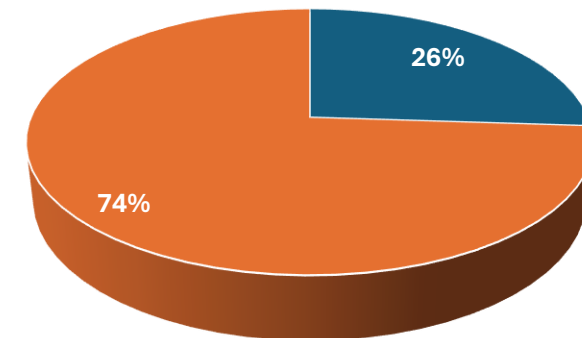
■ Domestic Purchases ■ Domestic Sales

Break-Down of Turnover



■ Domestic Purchases ■ Foreign Purchases

Foreign Activities Break-Down



■ Foreign Purchases ■ Foreign Sales

# Monthly Top 10 Crossings

Ticker	Quantity	Price	Turnover
KZOO	102,629,033	12.00	1,231,548,396
HNB	129,652,288	8.50	1,102,044,448
JKH	45,292,594	17.90	811,595,247
ACL	7,495,822	97.00	727,094,734
JKH	34,496,913	18.30	628,033,562
CINS	185,000	3,300.00	610,500,000
HNB	1,538,529	395.00	607,718,955
MELS	2,680,000	165.00	442,200,000
MELS	2,501,329	174.00	428,933,588
JKH	22,201,545	19.00	422,041,855


## Cash Dividend Announcements

Company	Dividend Per Share	Final/Interim	XD Date	Record Date	Date of Payment
TILE(N)	LKR 1.50	First	12-Mar	13-Mar	31-Mar
PARQ(N)	LKR 1.70	First	12-Mar	13-Mar	31-Mar
OSEA(N)	LKR 1.75	First & Final	30-Apr	4-May	14-May
RCL(N)	LKR 1.00	First	16-Mar	17-Mar	6-Apr
SLTL (N)	LKR 0.75	First & Final	30-Apr	23-Jun	10-Jul
DIMO (N)	LKR 10.00	First	27-Mar	30-Mar	21-Apr
PACK (N)	LKR 0.37	Second	27-Mar	30-Mar	21-Apr
CINS (N)(X)	LKR 51.00	Final	20-May	21-May	26-May
KGAL (N)	LKR 3.00	First	10-Apr	15-Apr	30-Apr
NAMU (N)	LKR 2.00	First	10-Apr	15-Apr	30-Apr
MASK (N)	LKR 4.00	First	10-Apr	15-Apr	30-Apr
REXP (N)	LKR 9.00	First	10-Apr	15-Apr	30-Apr
ALUM (N)	LKR 0.47	First	15-Apr	16-Apr	27-Apr
SINS(N)	LKR 0.85	Fourth	15-Apr	16-Apr	28-Apr
MGT (N)	LKR 0.13	Third	15-Apr	16-Apr	28-Apr
TPL (N)	LKR 4.60	Third	15-Apr	16-Apr	27-Apr
HOPL(N)	LKR 0.78	Third	15-Apr	16-Apr	27-Apr
DIPD (N)	LKR 0.76	Fourth	15-Apr	16-Apr	28-Apr
KVAL(N)	LKR 1.75	Third	15-Apr	16-Apr	27-Apr
HAYC(N)	LKR 1.70	Fourth	15-Apr	16-Apr	28-Apr


This is solely for SenFin Securities Limited (SSL) clients' information and is not construed as investment advice. It is also not intended as an offer or solicitation to purchase and sell any financial instruments. This document/report is prepared based on publicly available information, internally developed data, and other sources believed to be reliable. The information and opinions contained in this document/report are based upon information obtained from sources believed to be reliable and made in good faith. Such information has not been independently verified and no guarantee, representation, or warranty, express or implied is made as to their accuracy, completeness, or correctness. All such information and opinions are subject to change without notice. This document/report is for information purposes only, and the description of any company or its securities mentioned herein is not intended to be complete. This document/report is not, and should not be construed as, an offer, or solicitation of an offer, to buy or sell any securities or other financial instruments, and Senfin Securities Limited or its employees or associates cannot be held responsible for any losses or gains. The recipient of this report must make their own independent decision regarding any securities, investments, or financial instruments mentioned herein. SenFin Securities Limited (SSL) its directors, officers, consultants, employees, and associates, will not be responsible, for any claims of damages, compensation, suits, damages, loss, costs, charges, expenses, outgoing or payments including attorney's fees which recipients of the reports suffers or incurs directly or indirectly arising out of actions taken as a result of this report. The contents herein should not be construed as investment, legal, or tax advice. Investors should seek independent professional advice to ascertain (a) the possible tax consequences, (b) the legal requirements, and © any foreign exchange restrictions or exchange control requirements that may be encountered under the laws of the countries of citizenship, residence, or domicile. Past performance does not guarantee future returns, there can be no assurance that investments will achieve any targeted price levels or rate of return. None of the material, nor its content, nor any copy of it, may be altered in any way, transmitted to, copied, or distributed to any other party, without the prior express written permission of SSL.

Investment involves risk and securities, financial instruments and investment strategies mentioned may not be suitable for all investors. Please ensure that you fully understand the risks involved. As a general rule, you should only trade in financial products that you are familiar with and understand their risk. You should carefully consider your investment experience, financial situation, investment objective, and risk tolerance level and consult your independent financial adviser as to the suitability of your situation before making any investments.


### Research Team




**Bhashini Hewawitharana**  
+94 112 359 162 / +94 72 186 4893  
[bhashini.hewawitharana@senfinsecurities.com](mailto:bhashini.hewawitharana@senfinsecurities.com)




**Vindya Gunathilake**  
+94 74 064 6457  
[rashmi@senfinsecurities.com](mailto:rashmi@senfinsecurities.com)



**Mayakrishnan Jagatheeswar**  
+94 112 359 104 / +94 72 949 9419  
[jagatheeswar@senfinsecurities.com](mailto:jagatheeswar@senfinsecurities.com)



**Thathsarani Bandara**  
+94 76 612 7910  
[thathsarani@senfinsecurities.com](mailto:thathsarani@senfinsecurities.com)




**Dulani Jayarathna**  
+94 112 359 103 / +94 72 949 9422  
[dulani@senfinsecurities.com](mailto:dulani@senfinsecurities.com)



**Harshima Herath**  
+94 71 188 2162  
[harshima@senfinsecurities.com](mailto:harshima@senfinsecurities.com)



**Himaya Wanigasuriya**  
+94 112 359 142 / +94 72 949 9421  
[himaya@senfinsecurities.com](mailto:himaya@senfinsecurities.com)



**Jayani Karunathilaka**  
+94 112 359 117 / +94 78 999 9404  
[jayani@senfinsecurities.com](mailto:jayani@senfinsecurities.com)


### Sales Team




**Mohammed Riyas**  
Director Sales & Business Development  
+94 112 359 102 / +94 729 499 333 / +94 777 325 270  
[mohammed.riyas@senfinsecurities.com](mailto:mohammed.riyas@senfinsecurities.com)



**Chanaka Lakmal**  
Vice President – Equities  
+94 112 359 115/ +94 729 499 449  
[chanaka@senfinsecurities.com](mailto:chanaka@senfinsecurities.com)




**Eranga Z. Siriwardhana**  
Assistant Vice President - Equities  
+94 729 499 480  
[eranga.siriwardhana@senfinsecurities.com](mailto:eranga.siriwardhana@senfinsecurities.com)




**Tharindu Priyankara**  
Associate Vice President – Equities  
+94 112 359 123/ +94 729 499 366  
[tharindu.priyankara@senfinsecurities.com](mailto:tharindu.priyankara@senfinsecurities.com)




**Janak Kulananda**  
Associate Vice President – Equities  
+94 714909656  
[Janak@senfinsecurities.com](mailto:Janak@senfinsecurities.com)




**Bandula Lansakara**  
Manager - Equities  
+94 704 724 932  
[bandula.lansakara@senfinsecurities.com](mailto:bandula.lansakara@senfinsecurities.com)




**Maniesh Rodrigo**  
Senior Vice President – Equities  
+94 112 359 173/ +94 729 499 325  
[maniesh@senfinsecurities.com](mailto:maniesh@senfinsecurities.com)



**Madawalage Damayanthi**  
Assistant Vice President – Equities  
+94 112 269 519/ +94 729 499 114  
[damayanthi.madawalage@senfinsecurities.com](mailto:damayanthi.madawalage@senfinsecurities.com)




**Bishen Mendis**  
Associate Vice President- Equities  
+94 112 359 121/ +94 729 499 477  
[bishen.mendis@senfinsecurities.com](mailto:bishen.mendis@senfinsecurities.com)



**Sudam Hasantha**  
Associate Vice President - Equities  
+94 112 359 171/ +94 729 499 222  
[sudam@senfinsecurities.com](mailto:sudam@senfinsecurities.com)



**Ajith Kumarasinghe**  
Associate Vice President - Equities  
+94 773252333  
[ajith@senfinsecurities.com](mailto:ajith@senfinsecurities.com)



**Mohammedu Illiyas Zahir sha**  
Investment Advisor  
+94729374678/+94729499433  
[zahir.shah@senfinsecurities.com](mailto:zahir.shah@senfinsecurities.com)

### Social Media




<https://tinyurl.com/cvwnf4x>




<https://tinyurl.com/4r9nej6s>




<https://tinyurl.com/4rrfuh6n>




<https://tinyurl.com/yc2mu9cf>




<https://tinyurl.com/38smbn5f>




<https://rb.gy/sn4rmt>